

BLITZWILL

USER MANUAL

BWL-FL-0001
FLOOR LAMP

MADE IN CHINA



EC REP

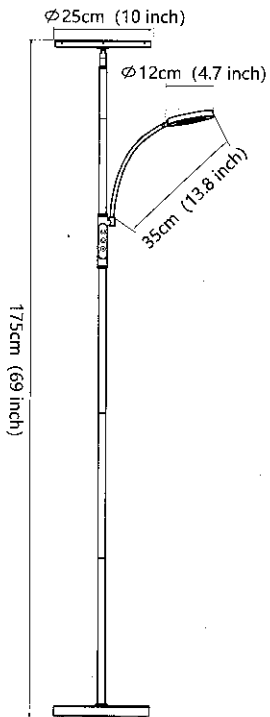
Name: VISHTEC ltd
Add: 3 rd floor office 5, Plovdiv 2 Liuben
Karavelov bul, 4002 Bulgaria
Email: compliance@vish-tec.com

UK REP

Name: VISHTEC UK Co.,Ltd
Add: 275 ISLINGTON SUITE 1405 NEW NORTH ROAD
LONDON ENGLAND N1 7AA
Email: Vincent.feng@vish-tec.com

SUI CHENG LIMITED
Add: Room 38, 11/F, Meeco Industrial Building, 53-55 Au Pui Wan
Street, Fota, Shatin, N.T., Hong Kong

English



-01-

LED floor lamp user manual

Thank you for your choice. Please read the user manual carefully and keep it for further reference.

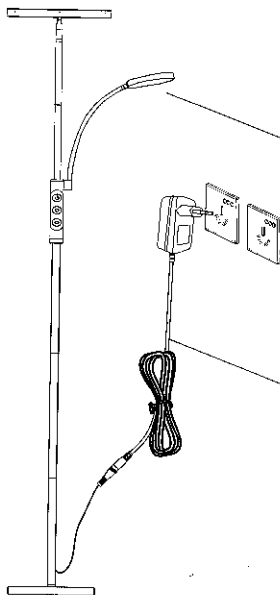
Please follow the instruction step by step. After installation, this LED floor lamp can be controlled by remote controller or touch button on the lamp.

Specification

Model	BWL-FL-0001
Dimension	$\varnothing 25 * H 175\text{cm}$ (10inch*69inch)
Input voltage	100-240V AC, 50/60Hz
Color Temperature	2700K-6500K
Rotation angle	$180^{\circ} + 350^{\circ}$
Protection Rating	IP20
Controlled By	Remote control/Touch
Dimmable	YES
Material	Iron+PC

-02-

Step 5




-07-

Use tips:

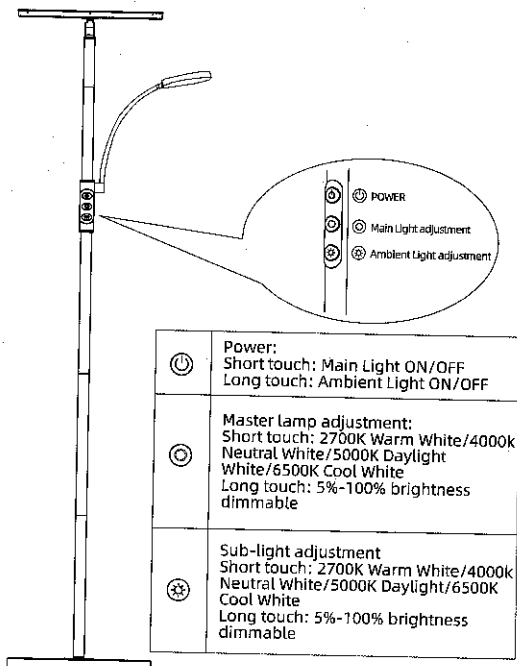
- * The remote controller requires two AAA batteries.
- * Pairing is not required before using.

If the remote control fails to work, we suggest you to repair with the following methods:

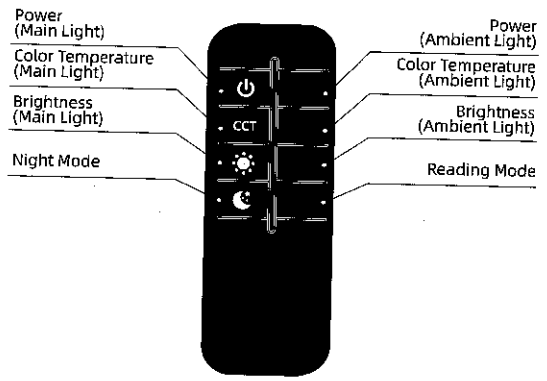
1. Turn on the power switch;
2. Unplug the power cord three times in a row and reconnect it, the floor lamp will flash quickly, and then you can Long press the "☺" button of the remote controller about 3 seconds within 1 mins until the lights flash quickly.











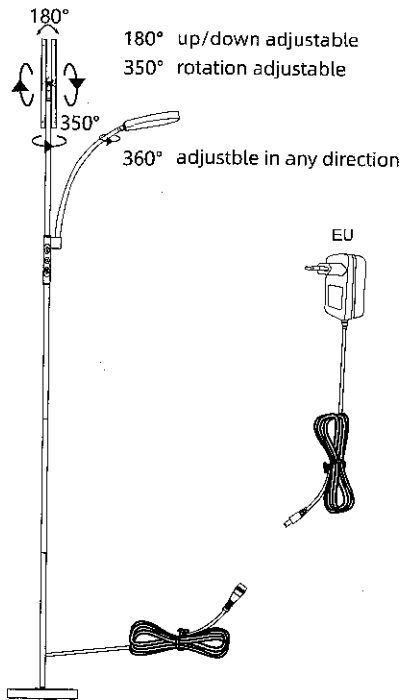
-08-



Remote Control Instruction

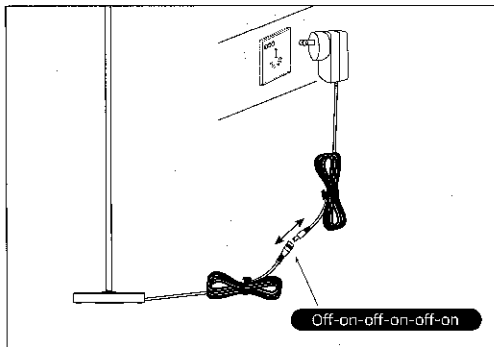


Button	Function
 Power (Main Light)	Press to ON/OFF
 Power (Ambient Light)	Press to ON/OFF
 Color Temperature (Main Light)	Short press: 2700K Warm White/4000K Neutral White/5000K Daylight White/6500K Cool White Long press: Warm White to Cool White gradually
 Color Temperature (Ambient Light)	Short press: 2700K Warm White/4000K Neutral White/5000K Daylight White/6500K Cool White Long press: Warm White to Cool White gradually
 Brightness (Main Light)	Short press: 5%-100% brightness setting Long press: 5%-100% dimmable
 Brightness (Ambient Light)	Short press: 5%-100% brightness setting Long press: 5%-100% dimmable
 Night Mode	Night Mode
 Reading Mode	Reading Mode



Tips

1.If you want to cancel the pairing between the remote control and the floor lamp. Please turn off-on the power for 3 times.



2. There is a magnet on the back off the remote controller, which can be adsorbed on any iron metal surface such as floor lamp pole.

WARNING:

- ⚡ Cut off the power before installation
- ⚠ Keep it away from flammables and fire source.
- ⚠ Replacing and clean to avoid electricity touched.
- ⚡ Lamp is operated in dimming circuit
- ⚠ Keep it away from water.
- ⚠ Assemble the lamp according to the instructions and do not rebuild.
- ⚠ Do not stare at the lamp for a long time.
- ⚠ Assemble, take apart or move the lamp gently.
- ⚠ Please do not cover anything on the lamp head and avoid bending and bumping the lamp pole.
- ⚠ Keep it away from children.